

MADE IN ITALY



## INDUSTRIAL range



## K-MAX K-MAX PM

Oil injected rotary screw compressors with direct drive transmission



Fixed speed  
Variable speed with Permanent Magnet motor

18.5-90 kW



**NEW**

# K-MAX

MADE IN ITALY



A complete range from 18.5 to 90 kW: 4 sizes, more than 70 possible configurations

kW	MODEL
18.5	K-Max 18.5
22	K-Max 22
37	K-Max 38
45	K-Max 45
55	K-Max 55
75	K-Max 76
90	K-Max 90

Fixed speed

kW	MODEL
18.5	K-Max 18.5 VS PM
22	K-Max 22 VS PM
	K-Max 24 VS PM
30	K-Max 31 VS PM
37	K-Max 38 VS PM
	K-Max 39 VS PM
45	K-Max 45E VS PM
55	K-Max 55 VS PM
75	K-Max 76 VS PM
90	K-Max 90 VS PM

Variable speed with permanent magnet motor





+



+



+



= 100% PURE EFFICIENCY!



**With the introduction of the latest PM models to the K-MAX series, Fini is once more redefining the standards in respect to efficiency, reliability and energy savings.**

The continuous investment in Research & Development has allowed the further improvement to the acclaimed K-MAX series, already a leading-edge product in the industrial market, by introducing Permanent Magnet Motors (with IE4 Efficiency class - Super Premium Efficiency). This is combined with our direct transmission system and optimised controls in the form of the new and highly advanced Login electronic controller.

These new and innovative technologies, combined with the employment of our latest generation air-ends, has allowed us to build the most advanced, quiet, reliable and efficient compressor available.

45 - 55 kW  
**K-MAX 45 - 55**



45 - 55 kW  
**K-MAX 55 VS PM**

75 - 90 kW  
**K-MAX 76 - 90**



75 - 90 kW  
**K-MAX 76 - 90 VS PM**



# K-MAX



## Maximum efficiency and energy saving

Significant energy savings are achieved thanks to the IE4 "Super Premium Efficiency" class motor. The latest generation air-ends ensure greater compressed air flow rates with reduced energy consumption. Direct-drive transmission technology. Air and oil circuit components are optimised for efficiency. Employment of the latest generation inverters.



## New LOGIN controller

All K-MAX models are equipped with the new LOGIN electronic controller with touch-screen display. In addition to full control of all compressor functions, it also stores the data on a specific memory card, so as to manage multiple compressors (up to 8 units, even different types) and for remote control via SMS Device 2.0 that can be matched to the control unit.



## Quiet operation

The low speed air-ends and the use of radial cooling fans allow K-MAX products to offer amongst the lowest noise values in their category. This means a simplified installation allowing the compressor positioning close to the point-of-use.



## Simplified maintenance

All of the routine service components are located in the most convenient and easily accessible position. The panels can be taken away or opened for complete access. Maintenance costs are reduced and efficiency improved thanks to the use of the highest quality components.



## Compact design

The K-MAX series has been designed to offer maximum performance and highest reliability, in a compact space saving format.



## Remote monitoring and preventive maintenance

The optional SMS 2.0 system allows the remote monitoring of the compressor and promptly informs the user or the assistance centre of the machine status, reporting any alarms or the need to perform maintenance operations.




## Refrigerated dryer (optional, on versions from 18.5 to 37 kW)

Powered separately by the compressor and managed independently from the DMC35 controller, to obtain dry air.



# K-MAX 18.5-90 with fixed speed and asynchronous IE4 motor



**EFFICIENCY CLASSIFICATION**  
according to standard IEC 60034-30-1

**IE4** Super Premium Efficiency

**IE3** Premium Efficiency

**IE2** High Efficiency

**IE1** Standard Efficiency

Non-standard





# K-MAX

## Why choose a Permanent Magnet compressor?


The energy costs linked to an air compressor operation during its life cycle represent more than 80% of the total life cycle costs. For Fini the improved energy efficiency of its products represents a key objective. This objective is achieved with the use of Permanent Magnet motors in IE4 Super Premium Efficiency category, along with the employment of our own, latest generation compressor air-ends.

The application of these cutting-edge technologies, provides all users an air compressor with superior energy saving characteristics. The compressors from this new range offer greater flexibility in the delivery of compressed air. The output flow of compressed air may span a capacity range of between 15% to 100% of the maximum flow rate. This makes it possible to greatly reduce waste full unloaded operation, saving significant amounts of energy and minimising component wear, whilst adding greater reliability and longer service life.

## Why choose a K-MAX PM?

- Permanent Magnet motor with IE4 efficiency.
- Latest generation air-ends.
- Direct transmission.
- Efficient intake regulator.
- High performing inverter.
- Intuitive touchscreen controller.
- Low noise levels.
- High quality components.
- Minimum maintenance.

For the variable speed models with PM motors, we exclusively use direct transmission with flexible coupling.

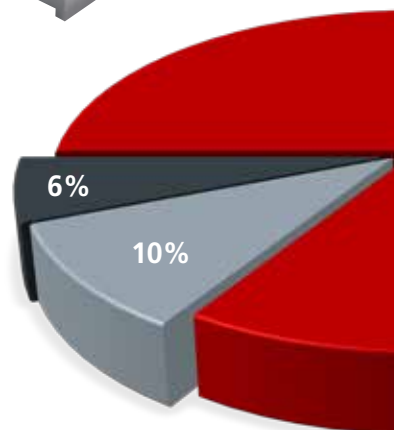


The graph represents the total life cycle costs breakdown of a 37 kW fixed speed compressor, over 5 years of use, considering 4000 working hours per year and an energy cost of about 0.17 €/kWh.

Energy consumption

Maintenance

Investment

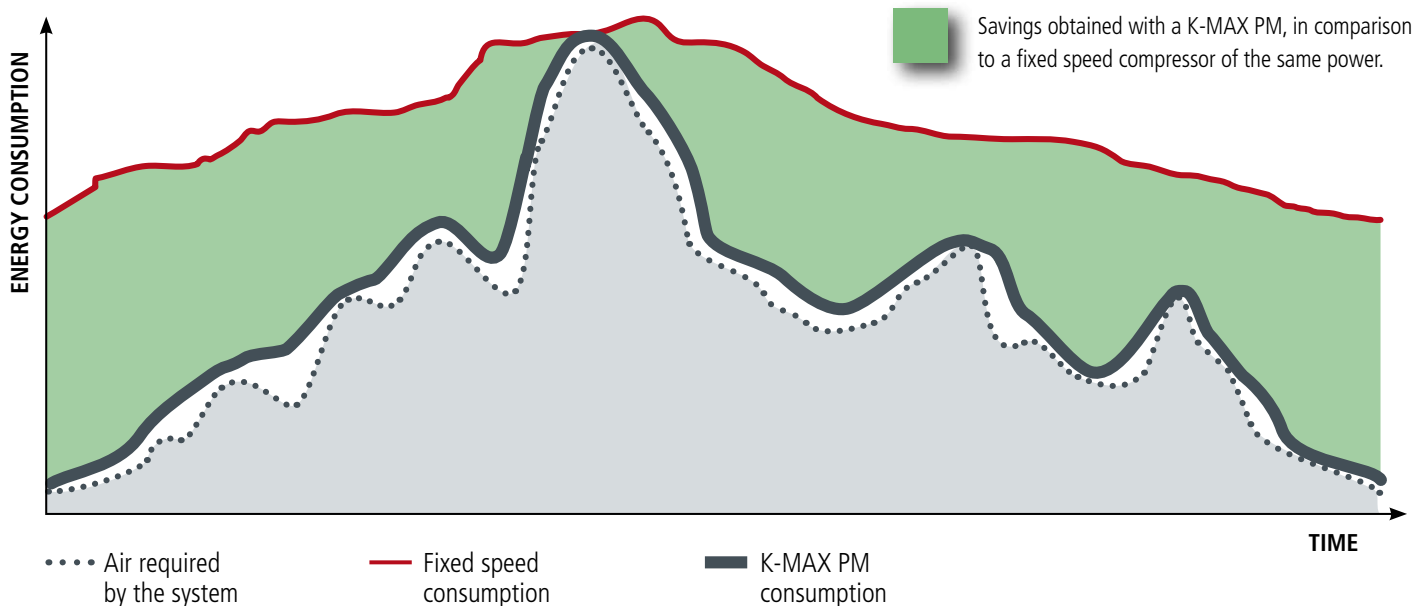


# K-MAX PM 18.5-90 with variable speed and permanent magnet synchronous IE4 motor



## The advantages offered by the new K-MAX PM range are considerable:

- The compressed air generated is aligned to the system requirements and is achieved by regulating the speed of the electric motor, which can range from 15% to 100% of the maximum speed.
- Excellent and precise pressure control of the pneumatic system, in a range 6 to 13 bar, depending on the chosen compressor model.
- Accurate and optimised cooling of the compressor is obtained through the use of efficient, powerful and quiet radial fans.
- Proven, highly reliable design.
- Attention to details, to maximise quiet operation and reliability.



## Improved efficiency in all applications of compressed air.

The advanced and extremely compact Permanent Magnet motors, guarantee the highest performance along with a much wider speed/load range when compared to traditional inverter-controlled asynchronous motors. They offer the greatest possible advantages in terms of energy savings. This applies especially when used at partial capacity and load, which is a characteristic seen frequently in modern applications throughout all industrial sectors.

84%

# K-MAX

## "In-house" air-ends and intake regulators.

What makes our K-MAX screw compressors unique is the guarantee of a product that is made entirely in Italy: from design to packaging, each stage of production is carefully overseen by our engineers which is our commitment to producing a machine that meets and exceeds the most demanding requirements in terms of efficiency, quality, energy saving, high performance and quiet operation. Each component is carefully selected from the best manufacturers in the world to integrate perfectly with our air-ends, intake regulators and other 'in house' technologies. Each and every compressor, goes through a rigorous testing procedure before a final audit that certifies that the compressor is operating perfectly and in compliance to a check list that contains over fifty elements.

Moreover, since 1996, the Quality System is guaranteed by compliance with standard UNI EN ISO 9001:2015.

## We have been producing air-ends for over 30 years.

Fini air-ends feature rotors with an optimised profile offering outstanding performance.

The production process is completely integrated thanks to the use of modern and advanced machine tools along with sophisticated process and quality control measures, that guarantees the highest level of quality. A highly developed CAD modelling system optimises the set-up of the components.

Each rotor is machined in four manufacturing stages to achieve an extremely precise execution, this is maintained continuously using advanced machining technology.

This level of construction accuracy means that each male rotor can be fitted with any female rotor, such is the precision and consistency of the process.

All of the air-ends are tested twice: individually after assembly and later upon installation to the complete machine.

	Power range [kW]	Max.* operating pressure [bar]
<b>FS100</b>	18.5 ÷ 22	15
<b>FS140</b>	22 ÷ 37	15
<b>FS270</b>	37 ÷ 55	15

	Power range [kW]	Max.* operating pressure [bar]
<b>IR60</b>	18.5 ÷ 22	15
<b>IR70</b>	24	15
<b>IR100</b>	22 ÷ 55	15

\* The value indicated refers to the maximum pressure that can be reached by the air-end or intake regulator.  
Max. pressure of K-Max series compressors: 13 bar.







# Quality is our priority.



## Italian excellence.


Fini is a leading Italian company that succeeds in combining craftsmanship with the most modern industrial technologies, all executed and controlled by a highly experienced and specialised workforce.

The Made in Italy trademark is the expression of typical Italian quality and creativity, recognised and appreciated around the world, and which defines all of the elements of our industrial production.



## Intake regulators and separator blocks.

In addition to the assembly of a complete product and air-ends, Fini also produces a vast range of intake regulators, thermostatic valves, separator blocks and accessories for the assembly of rotary screw compressors.



**IR 70**  
24 kW

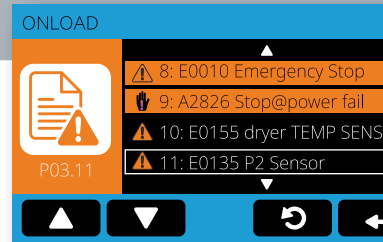


**IR 100**  
22-55 kW



The best technology, applied to compressed air.

The new 'Login' controller introduces new software capabilities to strengthen diagnostic functions, thereby guaranteeing excellent performance in all conditions. Login provides additional facilities including remote control and multi-compressor management.



### Intelligent control

All of K-MAX's functions are entirely managed by the centralised Login electronic controller, which constantly monitors the compressors operation ensuring efficient and reliable operation of the machine in all conditions with customised functions to suit any application.

### Always connected

During an irregular event within the machine, Login reports the presence of such and incident by creating an alert for the user, allowing for prompt operator intervention. The integrated connectivity with remote monitoring (optional), makes it possible to obtain complete information on the compressor status remotely.

### Compressor rotation management

Thanks to the "ISC" system it is possible to simultaneously connect up to 8 different compressors (fixed and/or variable speed combinations), with "master-slave" logic. The system can also be used with other compressors not equipped with Login by using the optional modules suitable for specific compressors.



#### Exclusive design

Italian design, functionality, simple to use and with the latest generation technology all come together with the innovative Login controller. The touch-screen display and the icon-based menu make it extremely intuitive and easy to use.



#### Memory card slot

Login features a memory card slot which can be used to store compressor data and configurations and to transfer them to another control unit.



#### Multilanguage management

It is possible to select the local language from any of the 20 pre-installed languages.



#### Remote control

Allows a complete remote monitoring of the compressor.

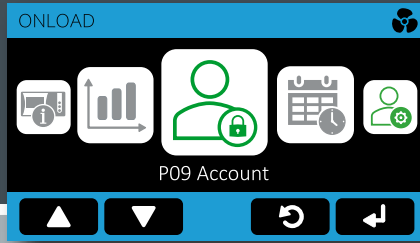
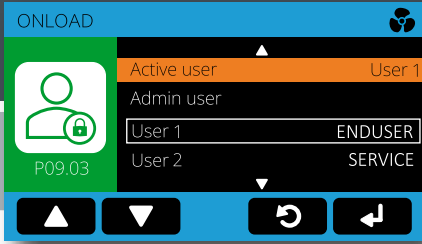


#### Multicolour display

All of the operational parameters are displayed on the large 4.3" colour screen which also displays graphs in real time (pressure, power, energy/time).



#### Designed for Industry 4.0



# SMS 2.0

SMS 2.0 (Service Management System) is the innovative device (optional) to remotely access and perform preventive maintenance checks on any of the compressors fitted with a LOGIN controller.

## Preventive and targeted maintenance

A LAN connection with Ethernet cable, SMS 2.0 allows e-mails to be sent automatically should an irregular event occur (up to 5 settable e-mail addresses). At the same time, it is possible to monitor the correct operation of the compressor and to check the scheduling for future maintenance interventions and checks.

SMS 2.0 is installed directly on the Login controller, at the rear.

code #00556002SGL



## Compressor remote control

- online compressor status control (view of temperature and pressure parameters);
- on/off control;
- view of events and alarms;
- view of remaining hours for maintenance;
- graphic view of analogue signals connected to the controller, in real time;
- no additional software is needed.



# K-MAX

## Construction features and strengths

### 1 LOGIN controller

Simple and intuitive, powerful and flexible programming. For remote control and multi-compressor management. Designed for Industry 4.0.



### 2 Inverter

In combination with Permanent Magnet Motors, the highest quality inverter ensures the maximum efficiency and energy savings, through the entire speed and load range.



### Easy maintenance

The careful design of the K-MAX allows for easy access to its internal components.

The air-end - motor unit is completely removable.

3 The oil filter, air filter and separator filter are "spin-on" type and in an easily accessible position, therefore quick to replace.

4 Single or two stage air filter, depending on the model. The premium quality components ensure a long operating life, optimum reliability and reduced maintenance costs.

The cabinet on K-MAX models can be opened completely on all 4 sides. Models 76 and 90 are also equipped with front and rear hinged panels, for opening up to 180°.

### Cleaning and protection

The pre-filter panel separates incoming dust and keeps the inside of the machine clean, thereby increasing the life cycle of the internal components.



5 **Easy to transport**  
The basement design allows handling with transpallet or forklift.




### Better air quality

The K-MAX up to 37 kW can be equipped with a refrigeration dryer, powered and controlled separately from dedicated control unit.



K-MAX 45E VS PM



### 6 Intake regulator

This device guarantees highly efficient operation, lower noise and greater reliability.



### 7 Direct transmission, with latest generation air-ends

The motor shaft is coaxial to the male rotor of the air-end: this configuration means less wear on components, therefore less need for maintenance and quieter operation in comparison to belt transmission.

This design, in combination with IE4 motors, guarantees superior efficiency and reliability.






Designed to last

## 1 Oil separator filter

The oil separator filter, easily accessible for scheduled maintenance operations, is spin-on type on K-MAX models up to 37 kW, whilst it is basket-type on 45 kW to 90 kW versions. On 76-90 models the oil separator filter is more easily removed from the top, thanks to the specific set-up on the compressor roof.



## 2 Heat exchangers

Carefully designed to combine highly efficient heat transfer in all conditions and reduced pressure losses.

## 3 Thermostatic valve (only 76 and 90 models)

Controls the oil flow avoiding sudden temperature changes and reduces the formation of condensate inside the lubrication circuit.



## 4 Minimum pressure valve

Guarantees minimum pressure loss and reduces energy consumption.






**5 Cooling system**

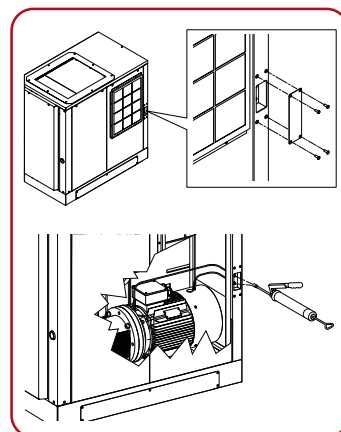
A thermostatic-control centrifugal fan ensures the temperature inside the compressor remains within a specific tolerance and at a constant level, avoiding temperature peaks that may prevent the machine from operating correctly.

The particularly quiet fans and the use of top quality soundproofing materials ensure one of the lowest acoustic levels of the range.



**6 Very high efficiency motors**

IE4 "Super Premium Efficiency" motors, with IP55 protection on all K-MAX models between 18.5 and 90 kW. The variable speed versions feature IE4 Permanent Magnet synchronous motors.



**Remotely controlled grease nipples**

Where present, this facility allows scheduled maintenance operations to the electric motor easier, maintaining constant lubrication to the motor bearings. The application of the grease may be performed with the machine running and without having to access the inside of the compressor.

# K-MAX

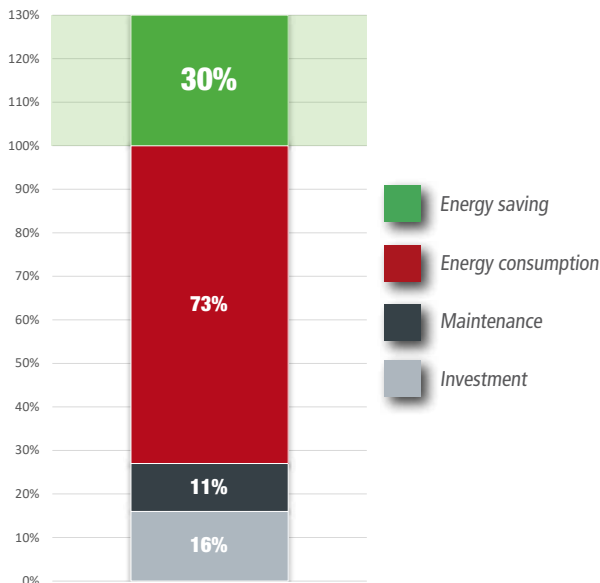
## More efficient than ever

The inverter, pre-installed in the compressor's electrical panel, dynamically regulates the speed of the electric motor and therefore the speed of the air-end, continuously adjusting the delivered air flow to the system's real time compressed air requirements. This also eliminates current surges thanks to the soft start-up and drastically reduces operating cycles avoiding unnecessary no-load operation, avoiding significant energy wastage and reducing energy costs.

### Significant energy savings

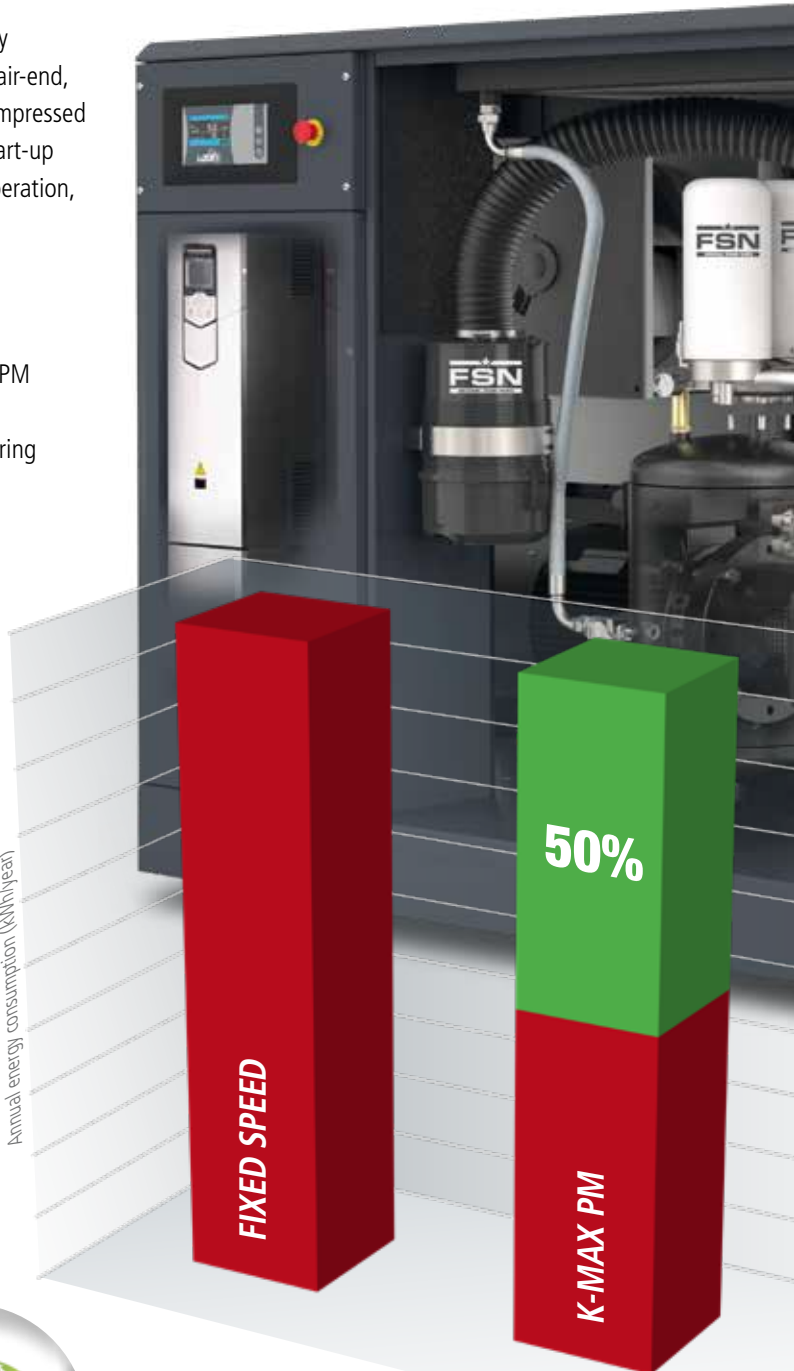
When compared to the operation of a fixed speed compressor, a K-MAX PM is able to achieve significant energy savings, up to 50%. This represents a reduction of around 30% to the total life cycle costs during 5 years of use.

LIFE CYCLE COST DISTRIBUTION OVER 5 YEARS



### Efficiency is synonymous with sustainability

For all companies, environmental sustainability is a most important objective and why a focus on the efficiency of all processes is critical. K-MAX PM compressors provide a significant opportunity in this area. Working and living sustainably means preserving our natural resources as much as possible: choosing a K-MAX or K-MAX PM product, reducing energy consumption and CO<sub>2</sub> emissions therefore, represents an ecological and sensible choice.



The calculation shown in the graphs is based on the energy analysis of a 37 kW K-MAX PM, considering 4000 working hours per year and an energy cost of about 0.17 €/kWh.

# Analyze your company's consumption to minimize energy waste.



Compressed air is an essential resource in industrial applications, as well as one of the main sources of energy consumption. Energy costs are constantly increasing, therefore it is a fundamental need to monitor, analyse and reduce the energy consumption of the compressed air system. This not only applies for large companies, but equally for medium and small-sized facilities.

## Why run an energy audit?

The energy efficiency of a compressed air system within a production facility, is a large influence on the company's entire production process, in terms of the potential for increased efficiency and reducing costs.

The energy audit is a process, that identifies potential efficiency improvements.

The report that we provide allows our customer to accurately identify the amount of energy being used and wasted, the energy that may be saved, along with suitable alternative equipment and controls to maximise energy efficiency, specific to the exact requirements and operational characteristics of the application.



## Our experience at your service

Thanks to the consolidated experience in the industrial sector, Fini can provide companies with a detection and analysis service for professional auditing (EATool).

Furthermore, with "Demo Login" it is possible to simulate compressor operation to provide immediate technical assistance remotely and/or use it as a tool to train maintenance technicians and installers on the full operation of the Login controller.



- |                                       |  |
|---------------------------------------|--|
| <p><b>EA 400</b><br/>code 9062747</p> | <p>Ideal for compressors' rooms up to 3 units</p> <ul style="list-style-type: none"> <li>▶ 4 analogue inputs:                     <ul style="list-style-type: none"> <li>- 3 measuring clamps</li> <li>- 1 pressure sensor</li> </ul> </li> <li>▶ 1 extension for cables (10m long)</li> <li>▶ 4.3" colour touch screen display</li> </ul> |
| <p><b>EA 500</b><br/>code 9062748</p> | <p>Ideal for compressors' rooms up to 4 units</p> <ul style="list-style-type: none"> <li>▶ 5 analogue inputs:                     <ul style="list-style-type: none"> <li>- 4 measuring clamps</li> <li>- 1 pressure sensor</li> </ul> </li> <li>▶ 2 extensions for cables (10m long)</li> <li>▶ 7" colour touch screen display</li> </ul>  |

- |   |   |
|---|---|
| <p><b>DEMO LOGIN</b><br/>code 8101979</p> | <p>Ideal for technical assistance and training</p> <ul style="list-style-type: none"> <li>▶ complete simulation of the functions of a compressor controlled from Login</li> <li>▶ 3 potentiometers (pressure, oil temperature values, dryer temperature)</li> <li>▶ 7 switches (alarm simulation and remote control)</li> </ul> |
|---|---|





# K-MAX 18.5 - 90 kW FIXED SPEED

Model	Code	Air outflow rate		Max. pressure		Air-end	dB(A)	G	kg	L x W x H (mm)	kg	L x W x H (mm)			
		kW	HP	l/min.	m³/min.								c.f.m.	bar	psi
<b>18.5 kW</b>															
K-MAX 18.5-10	V60DQ92FNMA60	18,5	25	2600	2.60	92	10	145	FS100	62	1" 1/4	527	1330x850x1370	597	1530x1000x1590
K-MAX 18.5-10 ES	V60DQ92FNMB60	18,5	25	2600	2.60	92	10	145	FS100	62	1" 1/4	587	1710x850x1370	677	2060x1140x1680
<b>22 kW</b>															
K-MAX 22-08	V60DR92FNMA60	22	30	3600	3.60	127	7,5	109	FS140	60	1" 1/4	620	1330x850x1370	690	1530x1000x1590
K-MAX 22-13	V60DT92FNMA60	22	30	2600	2.60	92	13	189	FS100	62	1" 1/4	560	1330x850x1370	630	1530x1000x1590
K-MAX 22-08 ES	V60DR92FNMB60	22	30	3600	3.60	127	7,5	109	FS140	60	1" 1/4	680	1710x850x1370	770	2060x1140x1680
K-MAX 22-13 ES	V60DT92FNMB60	22	30	2600	2.60	92	13	189	FS100	62	1" 1/4	620	1710x850x1370	710	2060x1140x1680
<b>37 kW</b>															
K-MAX 38-08	V60DU92FNMA60	37	50	6600	6.60	233	7,5	109	FS270	70	1" 1/2	902	1590x1000x1560	987	1800x1200x1810
K-MAX 38-08 ES	V60DU92FNMB60	37	50	6600	6.60	233	7,5	109	FS270	70	1" 1/2	986	1960x1000x1560	1078	2130x1200x1810
<b>45 kW</b>															
K-MAX 45-10	V60FV92FNMA60	45	60	6700	6.70	237	10	145	FS270	72	2"	1194	1700x1250x1700	1305	1920x1420x1960
<b>55 kW</b>															
K-MAX 55-13	V60FY92FNMA60	55	75	6500	6.50	230	13	189	FS270	72	2"	1251	1700x1250x1700	1362	1920x1420x1960
<b>75 kW</b>															
K-MAX 76-08	V60FA92FNMC60	75	100	13500	13.50	477	7,5	109	FS300	67	2"	2880	2300x1460x1960	3078	2560x1660x2230
K-MAX 76-10	V60FB92FNMC60	75	100	11700	11.70	413	10	145	FS300	67	2"	2880	2300x1460x1960	3078	2560x1660x2230
K-MAX 76-13	V60FC92FNMC60	75	100	9700	9.70	343	13	189	FS300	67	2"	2880	2300x1460x1960	3078	2560x1660x2230
<b>90 kW</b>															
K-MAX 90-08	V60FH92FNMC60	90	125	15900	15.90	562	7,5	109	FS300	67	2"	2927	2300x1460x1960	3125	2560x1660x2230
K-MAX 90-10	V60FJ92FNMA60	90	125	13400	13.40	473	10	145	FS300	67	2"	2927	2300x1460x1960	3125	2560x1660x2230
K-MAX 90-13	V60FK92FNMA60	90	125	10400	10.40	367	13	189	FS300	67	2"	2927	2300x1460x1960	3125	2560x1660x2230

## HRS Heat Recovery System

Heat recovery is a real opportunity to increase the effectiveness of a compressed air system: with HRS it is possible to recover the heat generated by screw compressors to generate hot water within the plant itself. Most of the energy used to produce compressed air is converted into heat, much of it recoverable.

About 75% of the energy used in the compressor process is in the lubrication system and in the cooling circuit can be reused as a source of heat. Therefore, the system can be used to produce compressed air in a reliable way, by also recovering the thermal energy. The amount of energy recovery depends on the compressor capacity, and the investment becomes interesting on compressors with installed capacities above 11 kW.



Compressor model	KRC connection kit for HRS code	HEAT RECOVERY SYSTEM		V/Ph/Hz	Max. water flow rate (m³/h)	G	Dimensions L x W x H (mm)	kg
		model	code					
K-MAX 11 K-MAX 15	#260PU0200	HRS 30	#548700000	230/1/50	1,92	3/4"	666 x 236 x 430	24,4
K-MAX 18.5 K-MAX 22 K-MAX 24	#260DP0050	HRS 50	#548720000	230/1/50	4,2	3/4"	666 x 236 x 430	27,5
K-MAX 31 K-MAX 38	#260DY0050	HRS 75	#548730000	230/1/50	6	3/4"	666 x 236 x 430	29,3
K-MAX 45 K-MAX 55	#260GB0050	HRS 100*	#548740000	230/1/50	7,8	3/4"	666 x 236 x 430	35,3

\* only for K-Max 76



# K-MAX 18.5 - 90 kW VARIABLE SPEED, PERMANENT MAGNET MOTOR

Model	Code	Compressor		Air outflow rate (min. - max.)			Max. pressure		Air-end	dB(A)	G	kg	Dimensions			kg	Dimensions		
		kW	HP	l/min.	m <sup>3</sup> /min.	c.f.m.	bar	psi					L	W	H (mm)		L	W	H (mm)
<b>18.5 kW</b>																			
K-MAX 18.5-08 VS PM	V60DP97FNMG60	18.5	25	630-3500	0.63-3.50	22-124	8	116	FS100	63	1" 1/4	475	1330x850x1370	545	1530x1000x1590				
K-MAX 18.5-10 VS PM	V60DQ97FNMG60	18.5	25	633-3050	0.63-3.05	22-108	10	145	FS100	63	1" 1/4	475	1330x850x1370	545	1530x1000x1590				
K-MAX 18.5-13 VS PM	V60DO97FNMG60	18.5	25	583-2500	0.58-2.50	21-88	13	189	FS100	63	1" 1/4	475	1330x850x1370	545	1530x1000x1590				
K-MAX 18.5-08 ES VS PM	V60DP97FNMH60	18.5	25	630-3500	0.63-3.50	22-124	8	116	FS100	63	1" 1/4	535	1710x850x1370	625	2050x1140x1670				
K-MAX 18.5-10 ES VS PM	V60DQ97FNMH60	18.5	25	633-3050	0.63-3.05	22-108	10	145	FS100	63	1" 1/4	535	1710x850x1370	625	2050x1140x1670				
K-MAX 18.5-13 ES VS PM	V60DO97FNMH60	18.5	25	583-2500	0.58-2.50	21-88	13	189	FS100	63	1" 1/4	535	1710x850x1370	625	2050x1140x1670				
<b>22 kW</b>																			
K-MAX 22-08 VS PM	V60DR97FNMA60	22	30	560-3800	0.56-3.80	20-134	8	116	FS100	61	1" 1/4	475	1330x850x1370	545	1530x1000x1590				
K-MAX 22-10 VS PM	V60DS97FNMA60	22	30	572-3300	0.57-3.30	20-117	10	145	FS100	63	1" 1/4	475	1330x850x1370	545	1530x1000x1590				
K-MAX 22-13 VS PM	V60DT97FNMA60	22	30	533-2700	0.53-2.70	19-95	13	189	FS100	63	1" 1/4	475	1330x850x1370	545	1530x1000x1590				
K-MAX 22-08 ES VS PM	V60DR97FNMB60	22	30	560-3800	0.56-3.80	20-134	8	116	FS100	61	1" 1/4	535	1710x850x1370	625	2050x1140x1670				
K-MAX 22-10 ES VS PM	V60DS97FNMB60	22	30	572-3300	0.57-3.30	20-117	10	145	FS100	63	1" 1/4	535	1710x850x1370	625	2050x1140x1670				
K-MAX 22-13 ES VS PM	V60DT97FNMB60	22	30	533-2700	0.53-2.70	19-95	13	189	FS100	63	1" 1/4	535	1710x850x1370	625	2050x1140x1670				
K-MAX 24-08 VS PM	V60LD97FNMA60	22	30	810-4500	0.81-4.50	29-159	8	116	FS140	61	1" 1/4	590	1330x850x1370	660	1530x1000x1590				
K-MAX 24-10 VS PM	V60LF97FNMA60	22	30	790-3750	0.79-3.75	28-132	10	145	FS140	63	1" 1/4	590	1330x850x1370	660	1530x1000x1590				
K-MAX 24-13 VS PM	V60LG97FNMA60	22	30	775-3300	0.78-3.30	27-117	13	189	FS140	63	1" 1/4	590	1330x850x1370	660	1530x1000x1590				
K-MAX 24-08 ES VS PM	V60LD97FNMB60	22	30	810-4500	0.81-4.50	29-159	8	116	FS140	61	1" 1/4	650	1710x850x1370	725	2050x1140x1670				
K-MAX 24-10 ES VS PM	V60LF97FNMB60	22	30	790-3750	0.79-3.75	28-132	10	145	FS140	63	1" 1/4	650	1710x850x1370	725	2050x1140x1670				
K-MAX 24-13 ES VS PM	V60LG97FNMB60	22	30	775-3300	0.78-3.30	27-117	13	189	FS140	63	1" 1/4	650	1710x850x1370	725	2050x1140x1670				
<b>30 kW</b>																			
K-MAX 31-08 VS PM	V60DY97FNMG60	30	40	845-5500	0.85-5.50	30-194	8	116	FS140	68	1" 1/2	795	1590x1000x1560	870	1800x1200x1810				
K-MAX 31-10 VS PM	V60DX97FNMG60	30	40	850-5050	0.85-5.05	30-178	10	145	FS140	68	1" 1/2	795	1590x1000x1560	870	1800x1200x1810				
K-MAX 31-13 VS PM	V60DZ97FNMG60	30	40	900-4500	0.90-4.50	32-159	13	189	FS140	68	1" 1/2	795	1590x1000x1560	870	1800x1200x1810				
K-MAX 31-08 ES VS PM	V60DY97FNMH60	30	40	845-5500	0.85-5.50	30-194	8	116	FS140	68	1" 1/2	875	1960x1000x1560	965	2130x1200x1810				
K-MAX 31-10 ES VS PM	V60DX97FNMH60	30	40	850-5050	0.85-5.05	30-178	10	145	FS140	68	1" 1/2	875	1960x1000x1560	965	2130x1200x1810				
K-MAX 31-13 ES VS PM	V60DZ97FNMH60	30	40	900-4500	0.90-4.50	32-159	13	189	FS140	68	1" 1/2	875	1960x1000x1560	965	2130x1200x1810				
<b>37 kW *</b>																			
K-MAX 38-08 VS PM	V60DU97FNMA60	37	50	1350-6900	1.35-6.90	48-244	8	116	FS270	70	1" 1/2	795	1590x1000x1560	925	1800x1200x1810				
K-MAX 38-10 VS PM	V60DV97FNMA60	37	50	950-5500	0.95-5.50	34-194	10	145	FS140	70	1" 1/2	795	1590x1000x1560	870	1800x1200x1810				
K-MAX 38-13 VS PM	V60DW97FNMA60	37	50	900-5100	0.90-5.10	32-180	13	189	FS140	68	1" 1/2	795	1590x1000x1560	870	1800x1200x1810				
K-MAX 38-08 ES VS PM	V60DU97FNMB60	37	50	1350-6900	1.35-6.90	48-244	8	116	FS270	70	1" 1/2	875	1960x1000x1560	1020	2130x1200x1810				
K-MAX 38-10 ES VS PM	V60DV97FNMB60	37	50	950-5500	0.95-5.50	34-194	10	145	FS140	70	1" 1/2	875	1960x1000x1560	965	2130x1200x1810				
K-MAX 38-13 ES VS PM	V60DW97FNMB60	37	50	900-5100	0.90-5.10	32-180	13	189	FS140	68	1" 1/2	875	1960x1000x1560	965	2130x1200x1810				
K-MAX 39-08 VS PM	V60LL97FNMA60	37	50	1570-7255	1.57-7.26	55-256	8	116	FS270	70	1" 1/2	855	1590x1000x1560	930	1800x1200x1810				
K-MAX 39-10 VS PM	V60LM97FNMA60	37	50	1570-6335	1.57-6.34	55-224	10	145	FS270	70	1" 1/2	855	1590x1000x1560	930	1800x1200x1810				
<b>45 kW *</b>																			
K-MAX 45E-08 VS PM	V60KT97FNMA60	45	60	1570-8800	1.57-8.80	55-311	8	116	FS270	72	2"	855	1590x1000x1560	930	1800x1200x1810				
K-MAX 45E-10 VS PM	V60KV97FNMA60	45	60	1570-7350	1.57-7.35	55-260	10	145	FS270	72	2"	855	1590x1000x1560	930	1800x1200x1810				
<b>55 kW</b>																			
K-MAX 55-08 VS PM	V60FW97FNMA60	55	75	1800-10100	1.80-10.10	64-357	8	116	FS270	72	2"	1110	1700x1250x1700	1225	1920x1420x1960				
K-MAX 55-10 VS PM	V60FX97FNMA60	55	75	1790-8400	1.79-8.40	63-297	10	145	FS270	72	2"	1110	1700x1250x1700	1225	1920x1420x1960				
K-MAX 55-13 VS PM	V60FY97FNMA60	55	75	1750-7400	1.75-7.40	62-261	13	189	FS270	72	2"	1110	1700x1250x1700	1225	1920x1420x1960				
<b>75 kW</b>																			
K-MAX 76-08 VS PM	V60FA97FNMG60	75	100	2770-13700	2.77-13.70	98-484	8	116	FS300	67	2"	2815	2300x1460x1960	3015	2560x1660x2230				
K-MAX 76-10 VS PM	V60FB97FNMG60	75	100	2490-12430	2.49-12.43	88-439	10	145	FS300	67	2"	2815	2300x1460x1960	3015	2560x1660x2230				
K-MAX 76-13 VS PM	V60FC97FNMG60	75	100	2410-11050	2.41-11.05	85-390	13	189	FS300	67	2"	2815	2300x1460x1960	3015	2560x1660x2230				
<b>90 kW</b>																			
K-MAX 90-08 VS PM	V60FH97FNMA60	90	125	2770-15900	2.77-15.90	98-562	8	116	FS300	67	2"	2815	2300x1460x1960	3015	2560x1660x2230				
K-MAX 90-10 VS PM	V60FJ97FNMA60	90	125	2490-13400	2.49-13.40	88-473	10	145	FS300	67	2"	2815	2300x1460x1960	3015	2560x1660x2230				
K-MAX 90-13 VS PM	V60FK97FNMA60	90	125	2410-12100	2.41-12.10	85-427	13	189	FS300	67	2"	2815	2300x1460x1960	3015	2560x1660x2230				

ES = with refrigerated dryer (there are no internal filters). - VS PM = variable speed, with permanent magnet motor.

Reference conditions: air intake temperature 20°C (68°F) - atmospheric pressure 1 bar (14.5 p.s.i.).

Air flow was measured in the following operating pressure values:

- fixed speed K-MAX: 7.5 bar for 7.5 bar models - 10 bar for 10 bar models - 13 bar for 13 bar models.

- variable speed K-MAX: 7.5 bar for 8 bar models - 9.5 bar for 10 bar models - 12.5 bar for 13 bar models.

The data and results were measured in accordance with standard ISO 1217. The sound level was measured in accordance with standard ISO 2151, with a tolerance of ±3 dB(A).

K-MAX 39 and K-MAX 45E at 13 bar available on demand.

## A world of tailor-made services for our customers.

Fini, with 70 years of experience and know-how, is one of the reference brands for compressed air in the industrial sector, a leadership proven by thousands of installations all over the world.

Besides high quality products and with technological content, Fini offers a series of customer-oriented services: the first aim is that of guaranteeing an all-around technical and commercial support, by identifying needs and offering the most suitable solutions in order to satisfy them, thus nurturing a relation of mutual cooperation and trust over time.



Fini avails itself of a competent and motivated team that is able to provide its customers, wherever they are in the world, with all the necessary support: telephone help desk, exploded views and spare parts lists, on-site technical consultancy, customised quotations, turnkey projects, maintenance and warranty extension programs, refresher courses, etc.



### The importance of original spare parts

- ▶ **FSN original spare parts** have been rigorously selected, checked and tested by specialised technicians to ensure the utmost efficiency and endurance of the compressor. The parts are stocked in our "LOGIMAT" centralised and automated warehouse in Zola Predosa (BO) - Italy, where 12,000 part codes on 10,000 sqm are managed every day.
- ▶ Specialised staff are continuously in contact with our distribution centres worldwide, to deliver spare parts to our customers in the shortest possible time. Furthermore, our "Hot-Line" service is able to prepare and ship urgent orders on the same day.

### Long Life Kit for screw compressors scheduled maintenance

- ▶ To make it easier to replace components throughout the various maintenance intervals specified in the use and maintenance manuals, Fini developed its **LONG LIFE KITS**, specifically created for all Fini screw compressor models. Using **FSN Long Life Kit** ensures the maximum performances of the compressor over time. The LLK catalog with the codes suitable for the whole K-MAX range is available on the Fini website.



# The use of FSN original spare parts extend the life and efficiency of your compressor.



## Specific lubricants for screw compressors

### Mineral oil RotarECOFLUID 46 cSt

#600000020	1 x 3.8-litre can (3.3 kg)
#600000021	1 x 20-litre can (17.36 kg)
#600000022	1 x 200-litre drum (174 kg)

Formulated with high quality selected mineral oil, this lubricant offers optimal control of oxidation and residue deposits as well as an excellent level of thermal stability and oxidation to ensure the longevity of equipment and continued high performance.



### Synthetic oil RotEnergyPLUS 46 cSt

#600000018A	1 x 3.8-litre can (3.25 kg)
#600000007A	1 x 19-litre can (16 kg)
#600000012A	1 x 208-litre drum (181 kg)

Ensures quick water separation with reduced friction and energy consumption, provides long maintenance intervals and ensures excellent lubrication of the bearings while offering an excellent protection throughout.

The use of low-quality lubricants may cause irreparable damages to the compressor or lead to unforeseen repair and maintenance costs. The original FSN lubricants, with synthetic or mineral base, have been specifically designed for use on our screw compressors, supplied by the world leading manufacturers to maintain efficiency and reliability over time. They are available in cans or drums.

### Synthetic oil RotEnergyFOOD 46 cSt

#600000019A	1 x 3.9-litre can (3.25 kg)
#600000016A	1 x 19-litre can (18.5 kg)
#600000017A	1 x 208-litre drum (175 kg)

A high quality lubricant for rotary compressors, suitable for use in the food industry, where specific quality standards are required.

We recommend changing synthetic or mineral oil according to the schedule provided in the compressor use and maintenance manual, or once a year. We recommend using our mineral RotarECOFLUID oil or synthetic RotEnergy oil (OILS ARE NOT INCLUDED IN LONG LIFE KITS).



## Online exploded drawings and spare parts lists

- ▶ All the exploded drawings and the spare parts lists for every compressor model are available at any time on the Fini website:

[www.finicompressors.com](http://www.finicompressors.com)





- *Easy and fast online activation.*
- *You can choose to extend warranty to 3 or 5 years.*
- *Lower maintenance costs as a result of using original spare parts.*
- *Qualified assistance by authorised technicians.*

The "Trust" warranty can be easily extended online through EasyConnect, the new Fini service portal specially created to simplify customers' lives by providing them with quick, clear responses about product availability, order management and goods shipping times.

**EASYCONNECT**  
YOUR WEB PORTAL SERVICES. OUR FUTURE.

*Faster than you think*

TRUST WARRANTY EXTENSION  
ORDER ENTRY  
PROMO  
STOCK INFO  
HOT LINE ORDER





# Protect your investment, extend the Warranty up to **5** years!

When installing your new Fini screw compressor, join the "Trust" Warranty 3- to 5-year extension program to benefit from countless advantages by maximising the effectiveness, safety and duration over time of your investment. Thanks to scheduled maintenance programs exclusively performed by FINI Authorised Assistance Centres, you can rely on timely, highly professional service, as well as on the use of only original spare parts guaranteed by the FSN brand.





## A wide range of solutions for industrial applications



**K-MAX TS**  
Two-stage rotary screw compressors with variable speed and flow rate and power range from 75 to 315 kW.



**K-MAX 5.5-15**  
Oil-injected rotary screw compressors with direct transmission and power range from 5.5 to 15 kW at fixed or variable speed.



**CUBE**  
Oil-injected rotary screw compressors, with direct transmission and power range from 4 to 7.5 kW.



**MiniCUBE**  
Oil-injected rotary screw compressors with direct transmission and power of 2.2 kW.



**MICRO - PLUS**  
Oil-injected rotary screw compressors with belt transmission, at fixed or variable speed and power range from 2.2 to 75 kW



**OS Scroll**  
Single and multi-scroll fixed speed oil-free compressors with power range from 2.2 to 30 kW.



**AIR TREATMENT**  
Air driers, filters, accessories and a wide range of products for compressed air treatment.

Models and features in this catalogues may be subject to changes without prior notice.

**FNA S.p.A.** Via Einaudi, 6  
10070 Robassomero Torino ITALY  
T: +39 011 92 33 000 F: +39 011 92 41 138

**BOLOGNA PLANT:**  
Via Toscana, 21 40069 Zola Predosa Bologna ITALY  
T: +39 051 61 68 111 F: +39 051 75 24 08  
info@fnacompressors.com  
www.fnacompressors.com



AUTHORIZED DISTRIBUTOR:



a brand of



Follow us on:



[finicompressors.com](http://finicompressors.com)

